



	E Week 1			Cumulative first 1 Week		
	2024*	2023	Median 2019 -2023	2024	2023	Median 2019 -2023
FOOD/WATER-BORNE DISEASES						
Acute Hepatitis A	2	0	1	2	0	1
Acute Hepatitis E	1	0	1	1	0	1
Campylobacteriosis	13	10	14	13	10	14
Cholera	0	0	0	0	0	0
Paratyphoid	0	1	0	0	1	0
Poliomyelitis	0	0	0	0	0	0
Salmonellosis	21	13	22	21	13	22
Typhoid	1	1	1	1	1	1
VECTOR-BORNE DISEASES						
Chikungunya Fever	0	1	1	0	1	1
Dengue Fever	305	279	205	305	279	205
Dengue Haemorrhagic Fever	0	0	0	0	0	0
Japanese Encephalitis	0	0	0	0	0	0
Leptospirosis	0	2	0	0	2	0
Malaria	0	0	0	0	0	0
Murine Typhus	0	0	0	0	0	0
Nipah Virus Infection	0	0	0	0	0	0
Plague	0	0	0	0	0	0
Yellow Fever	0	0	0	0	0	0
Zika Virus Infection	0	0	0	0	0	0
AIR/DROPLET-BORNE DISEASES						
Avian Influenza	0	0	0	0	0	0
Diphtheria	0	0	0	0	0	0
Ebola Virus Disease	0	0	0	0	0	0
<i>Haemophilus influenzae</i> type b	0	0	0	0	0	0
Legionellosis	0	0	0	0	0	0
Measles	0	1	0	0	1	0
Melioidosis	0	0	0	0	0	0
Meningococcal Disease	0	0	0	0	0	0
Middle East Respiratory Syndrome [^]	0	0	0	0	0	0
Mpox [#]	0	2	NA	0	2	NA
Mumps	2	2	4	2	2	4
Pertussis	1	1	1	1	1	1
Pneumococcal Disease (Invasive)	4	2	1	4	2	1
Rubella	0	0	0	0	0	0
Severe Acute Respiratory Syndrome	0	0	0	0	0	0
Tetanus	0	0	0	0	0	0
OTHER DISEASES						
Acute Hepatitis B	1	0	0	1	0	0
Acute Hepatitis C	3	0	0	3	0	0
Botulism	0	0	0	0	0	0
POLYCLINIC ATTENDANCES - AVERAGE DAILY NUMBER						
Acute Upper Respiratory Infections	2549	2560	2560			NA
Acute Conjunctivitis	79	69	69			NA
Acute Diarrhoea	349	352	352			NA
Chickenpox	7	7	7			NA
Hand, Foot And Mouth Disease	14	10	10			NA
HIV/STI/TB NOTIFICATIONS						
	2023	Dec		Cumulative 2023		
HIV/AIDS	8			186		
Legally Notifiable STIs	315			3708		
Tuberculosis	93			1211		

* Provisional figures

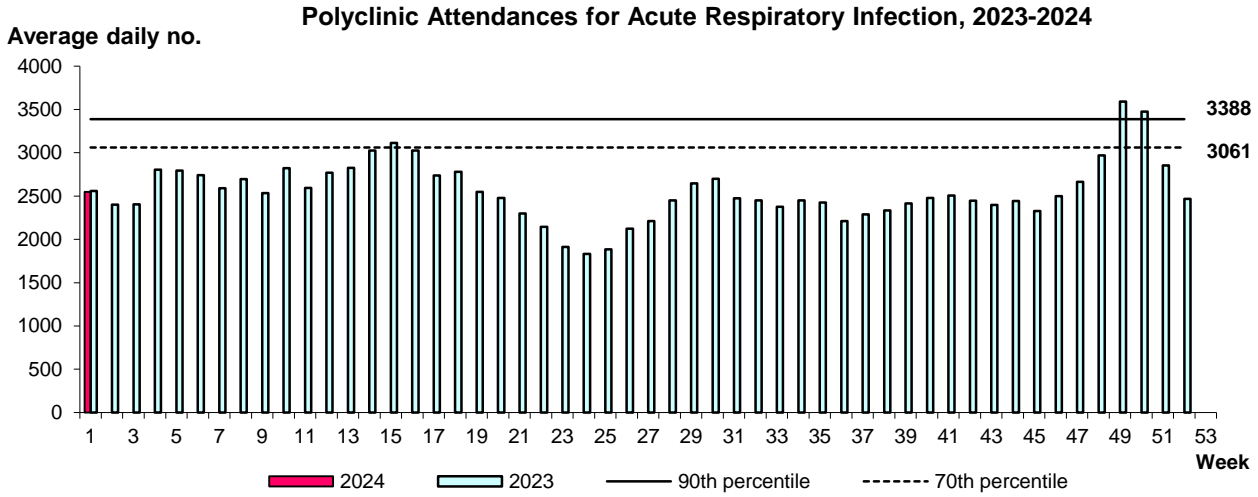
Added to the list of notifiable diseases as of 30 Jun 2022.

[^] With effect from E-week 27, 2023, only confirmed cases of MERS will be reported, instead of the number of persons tested.

Influenza Situation in Singapore 2024

Influenza indicators for E-week 1 (31 Dec 2023 - 6 Jan 2024) are as follows:

The average daily number of patients seeking treatment in the polyclinics for ARI is 2549 (over 4.5 working days) in E-week 1.

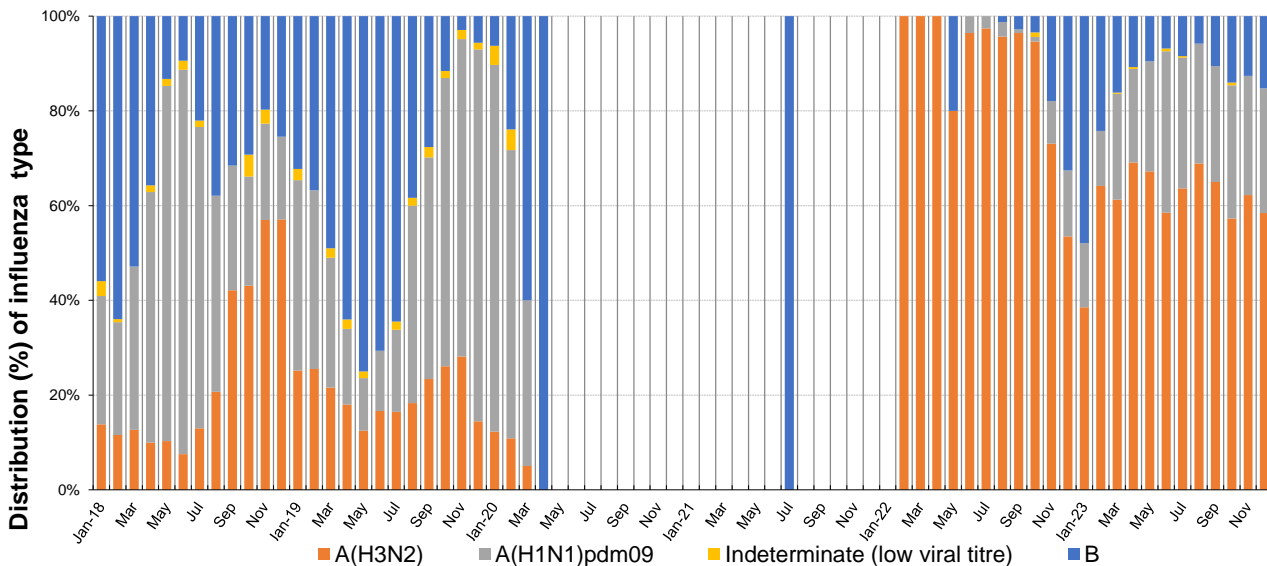


The proportion of patients with influenza-like illness (ILI) among the polyclinic attendances for ARI is 0.5%.

The overall positivity rate for influenza among ILI samples (n= 1227) in the community was 16.4% in the past 4 weeks.

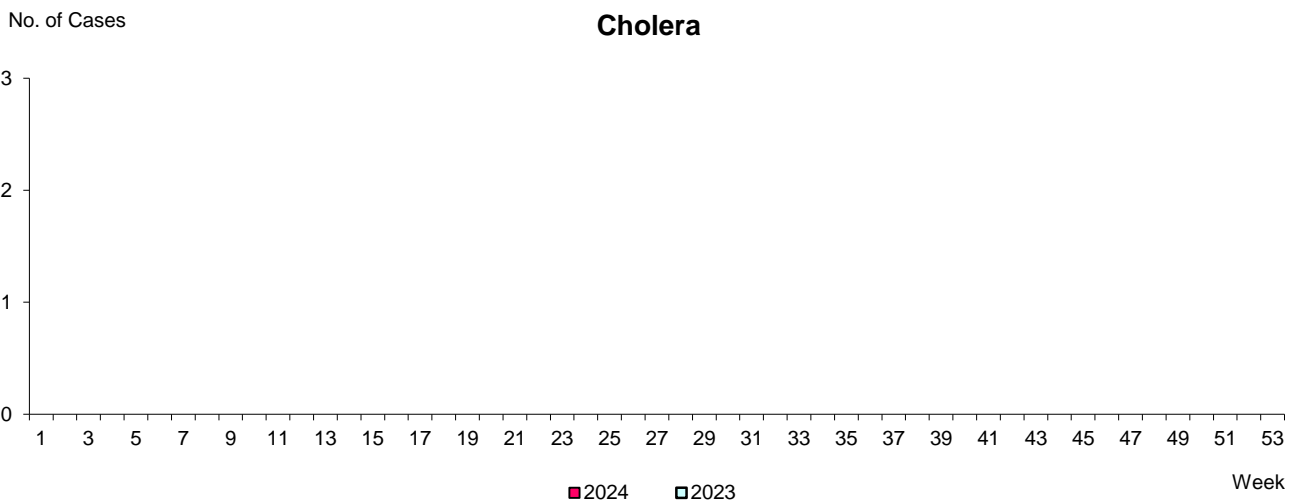
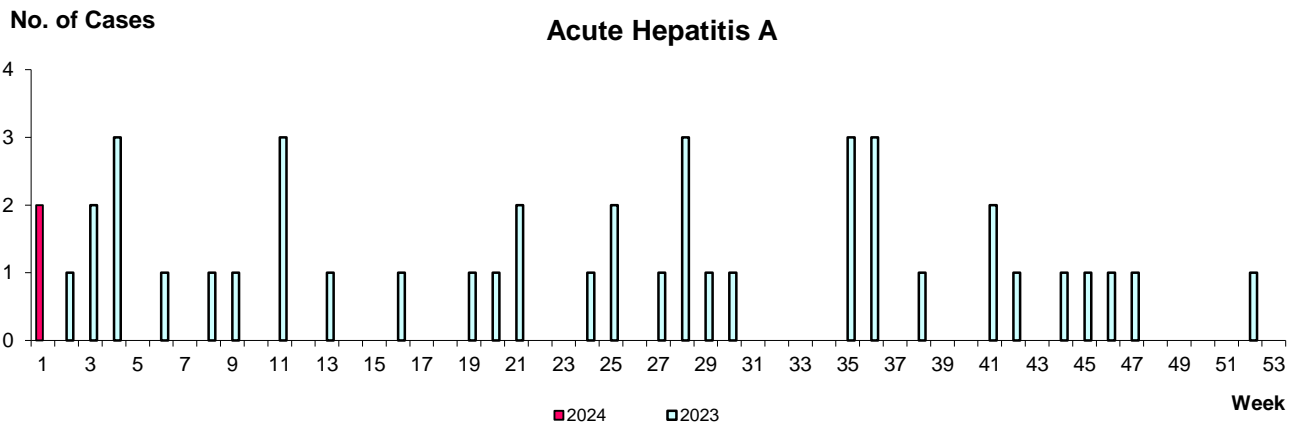
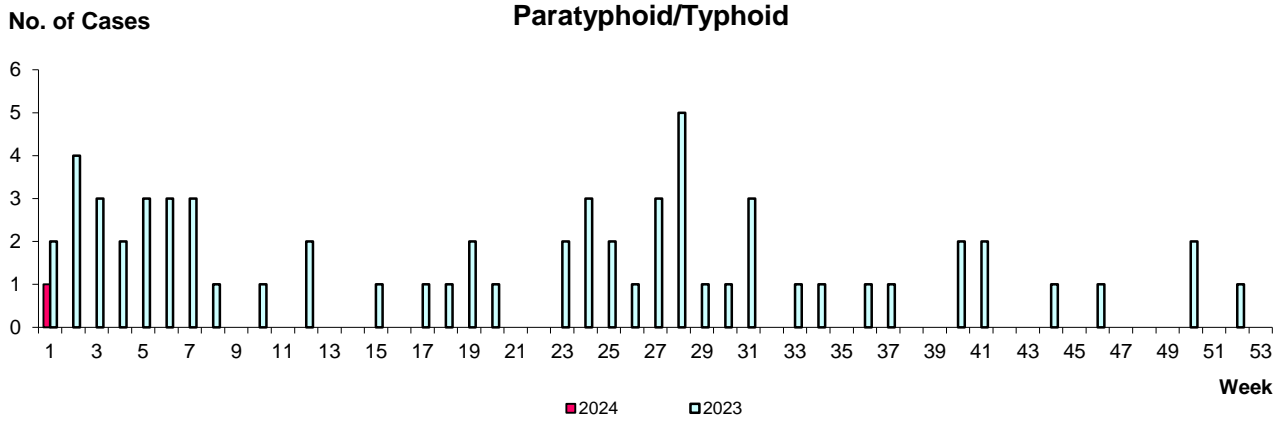
Of the 190 specimens tested positive for influenza in Dec 2023, 111 were positive for Influenza A(H3N2) (58.4%), 50 were positive for Influenza A(pH1N1) (26.3%), and 29 were positive for Influenza B (15.3%).

Monthly Influenza Surveillance



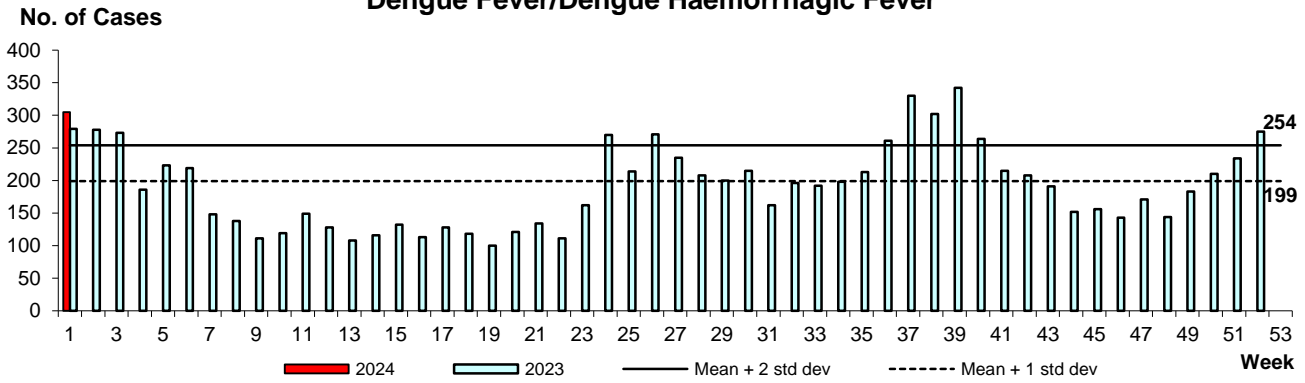
Based on influenza-like illness (ILI) samples from GPs and polyclinics

WEEKLY INCIDENCE OF FOOD/WATER-BORNE DISEASES, 2023-2024



WEEKLY INCIDENCE OF VECTOR-BORNE DISEASES, 2023-2024

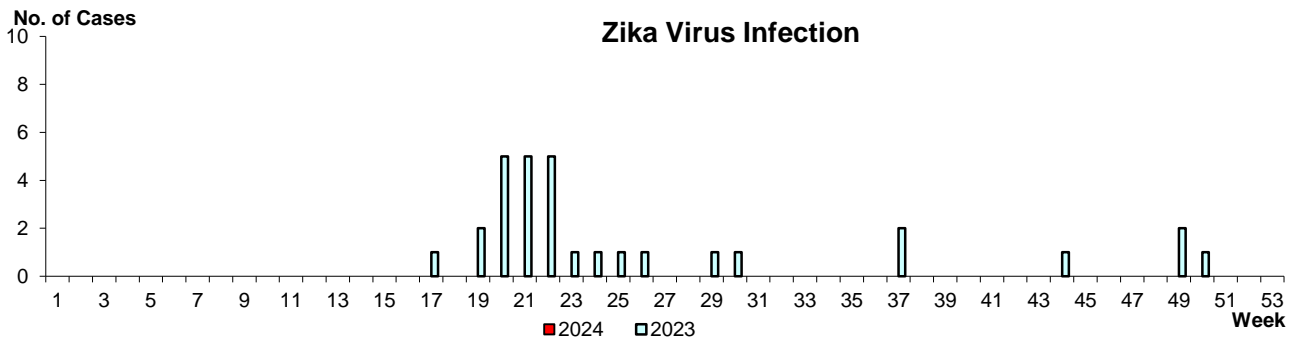
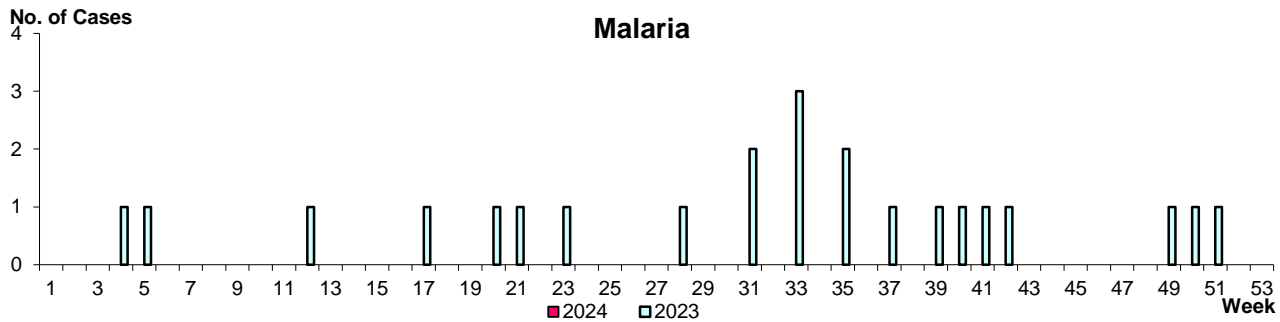
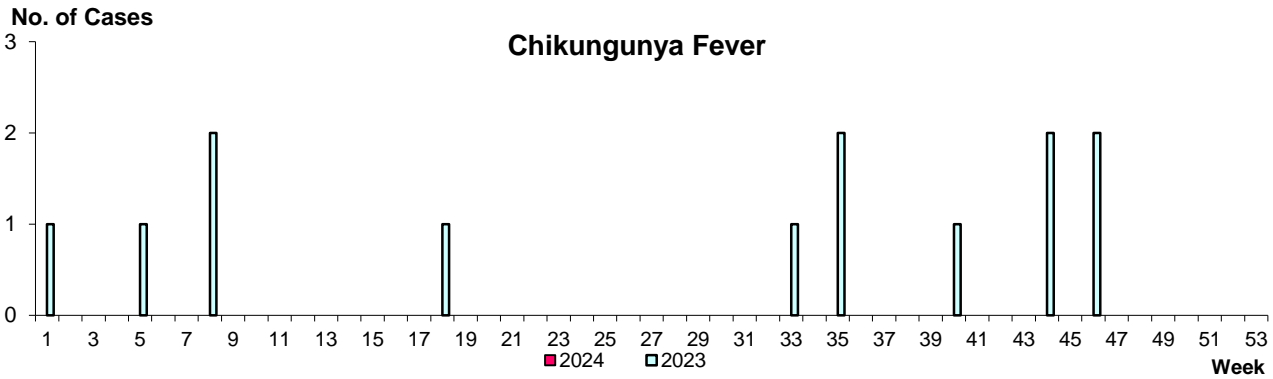
Dengue Fever/Dengue Haemorrhagic Fever



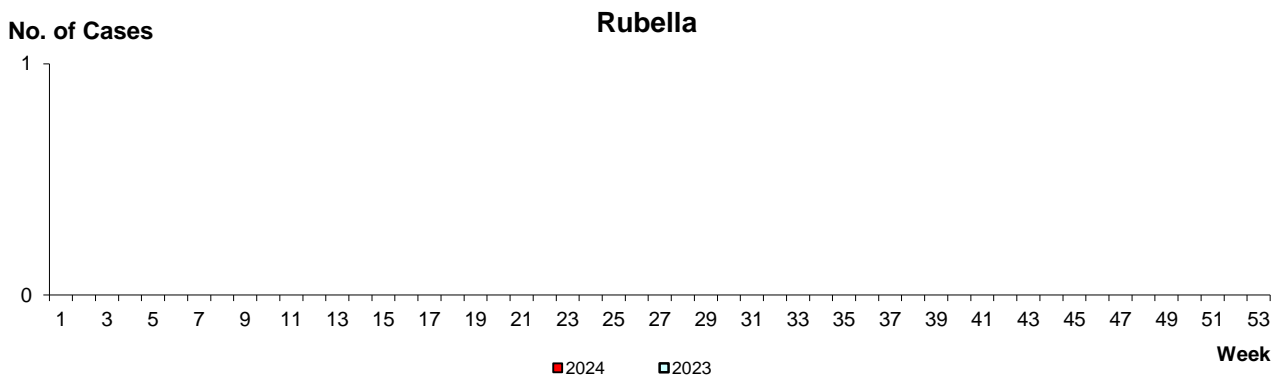
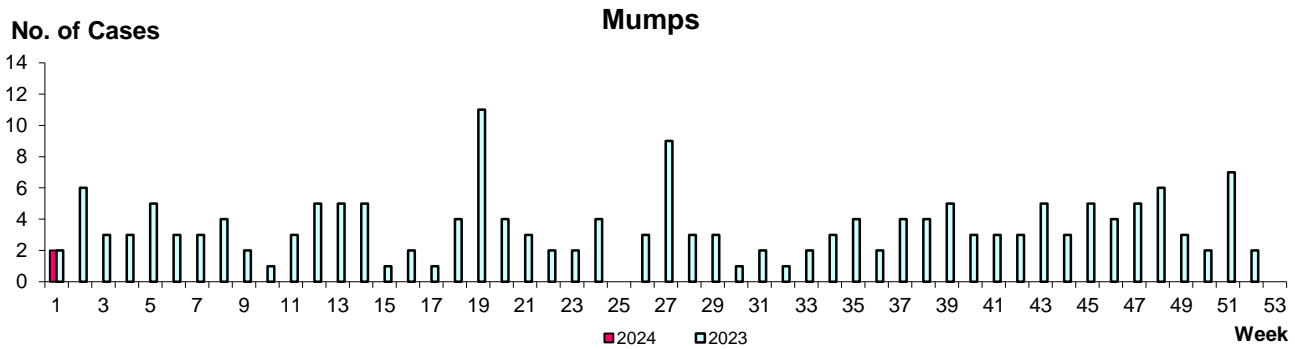
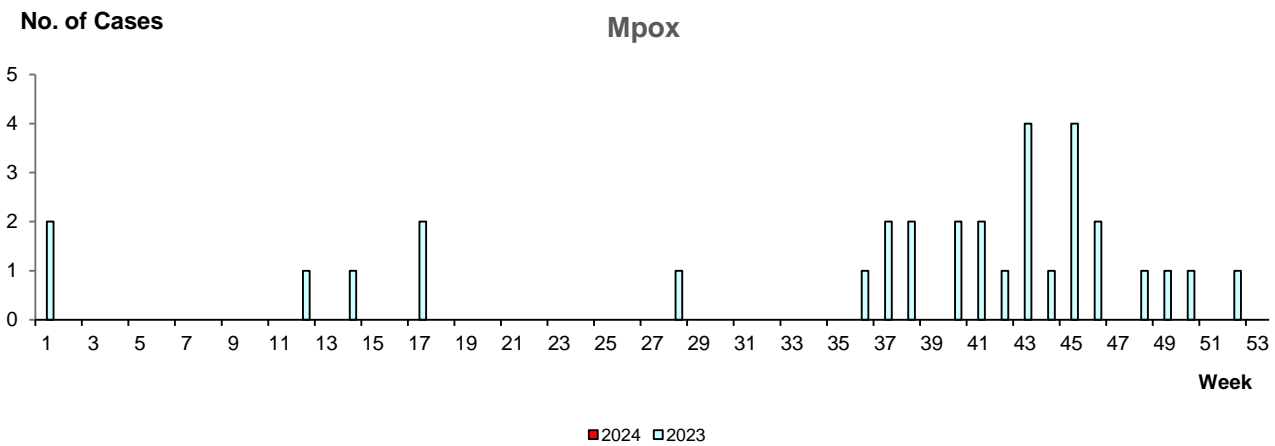
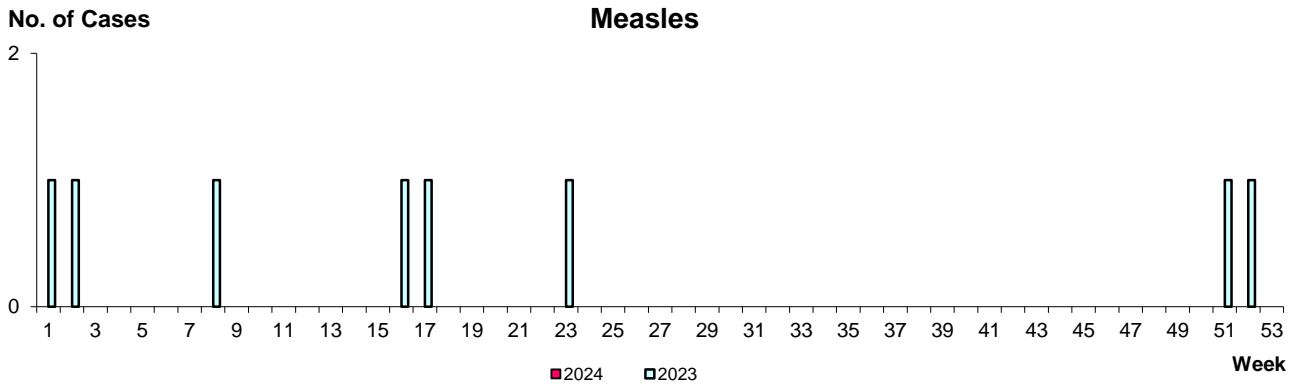
The number of dengue notifications was 305 in E-week 1.

The number of hospital admissions increased to 36 in E-week 1, compared to 27 in E-week 52/2023.

Preliminary results of all positive dengue samples serotyped in Dec 2023 showed DEN-1, DEN-2, DEN-3 and DEN-4 at 5.0%, 65.0%, 20.0%, 10.0% respectively.



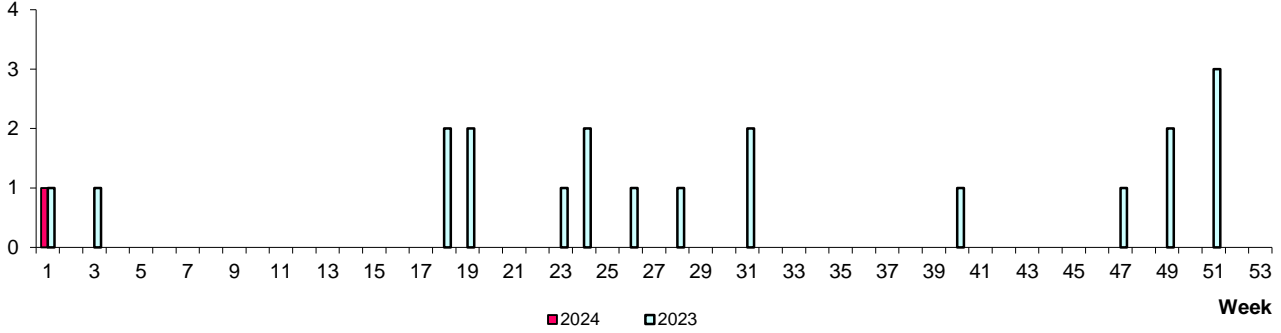
WEEKLY INCIDENCE OF AIR/DROPLET-BORNE DISEASES, 2023-2024



WEEKLY INCIDENCE OF AIR/DROPLET-BORNE DISEASES, 2023-2024

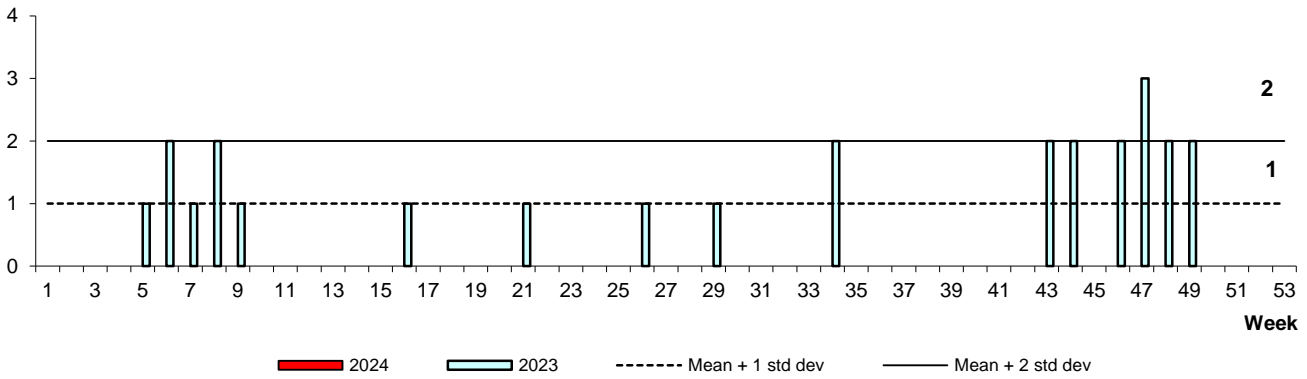
No. of Cases

Pertussis



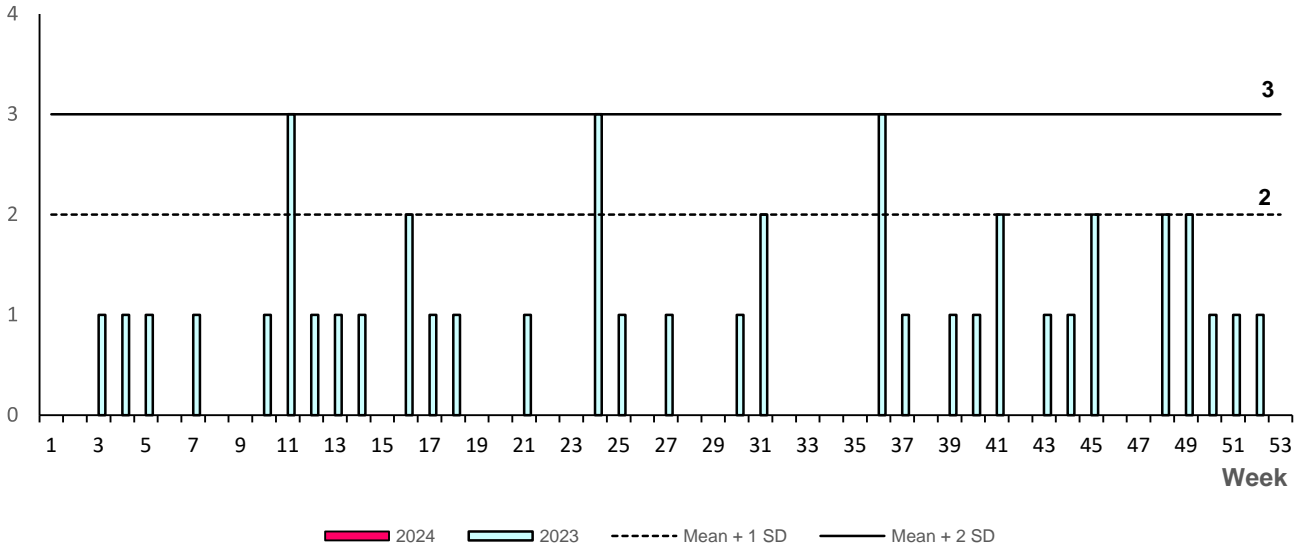
No. of Cases

Legionellosis



No. of Cases

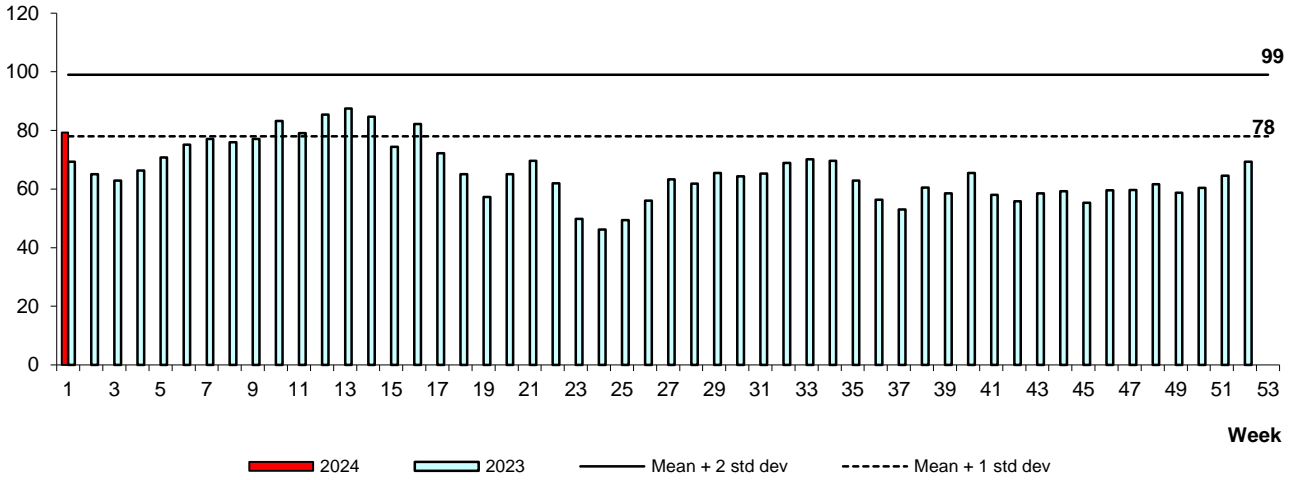
Melioidosis



POLYCLINIC ATTENDANCES, 2023-2024

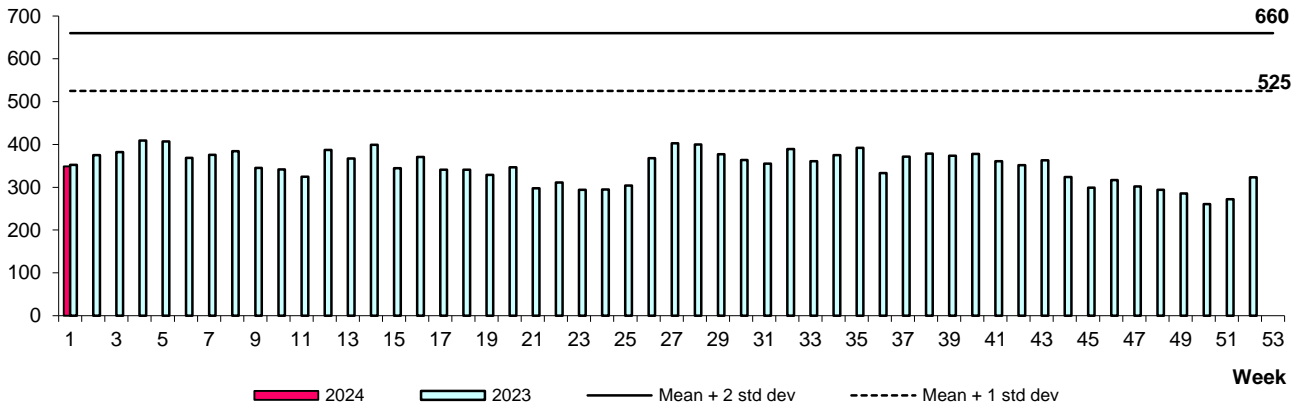
Conjunctivitis

Average daily no.



Diarrhoeal Illness

Average daily no.



Hand, Foot & Mouth Disease

Average daily no.

