



CHAS Online Application

User Guide

Version 1.1 | April 2021

About CHAS Online Application

The CHAS Online Application is an e-Service which provides the public with a convenient and faster way to apply for CHAS.

Singapore Citizens aged 21 years and above may access this e-Service with their Singpass accounts and submit the application on behalf of their household members.

System Requirements

To access the CHAS Online Application, the applicants will need a PC/mobile/tablet with internet connection. The supported browsers are:

- Internet Explorer 10+
- Google Chrome 69.0.3497+
- Firefox 62.0+
- Safari 11.1.2+
- Opera 54.0.2952.71+

Singpass Requirements

The applicant must have a Singpass account to login to the CHAS Online Application. Singapore Personal Access (or Singpass) allows users to transact with over 60 government agencies online easily and securely. Singpass also comes with 2-Factor Verification (2FA) especially for government e-transactions involving sensitive data. With 2FA, users using Singpass username and password will be required to enter a One-Time Password (OTP) sent via SMS or verify identity via the Singpass digital token. The CHAS Online Application, being one of the government e-Services, uses Singpass authentication to authenticate users accessing the system.

Singpass will be the only login method for accessing CHAS Online Application functionalities and MOPs that have not registered for Singpass should do so immediately. For more information on Singpass registration requirements, please refer to the Singpass FAQs at <https://www.singpass.gov.sg/singpass/common/faq>.

To grant access to the CHAS e-Service, users will need to take the following steps.

1. Register for a Singpass account at the Singpass official website. Refer to the URL below for more information on how to register for a Singpass user account: <https://www.singpass.gov.sg/singpass/register/instructions>.
2. Login with the Singpass username and password then enter the OTP received from the registered mobile number, or login with the QR code then use the Singpass digital token to access to CHAS Online Application e-Service.

<u>Section</u>	<u>Process</u>	<u>Page</u>
A.	Login with Singpass	1
B.	Confirm/Update Household	2
B1.	Confirm Household Information	3
B2.	Update Household Information	8
C.	Application Pending Assessment	15
D.	Application Outcome	16

A. Login with Singpass

B. Confirm/Update Household

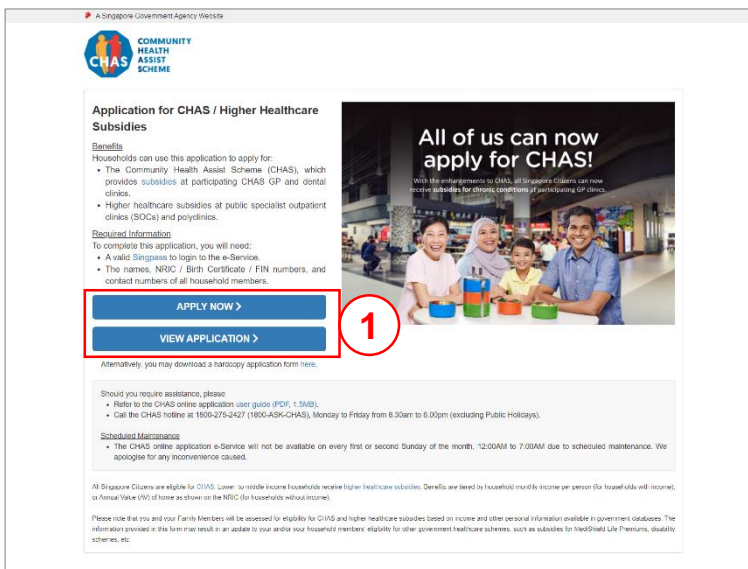
C. Application Pending Assessment

D. Application Outcome

A. Login with Singpass

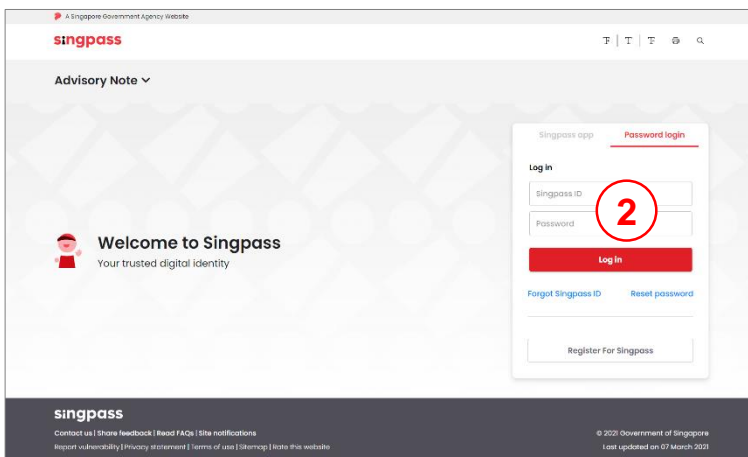
The CHAS Online Application login page can be accessed via <https://www.chas.sg/apply>

You will need a valid Singpass, the full names, NRIC/birth certificate/FIN numbers and contact numbers of all household members to complete the online application.



Step 1:

Click the **[Apply Now]** or **[View Application]** button to be redirected to the Singpass login page.



Step 2:

Log in using valid Singpass before proceeding to apply for CHAS.

A. Login with Singpass

B. Confirm/Update Household

C. Application Pending Assessment

D. Application Outcome

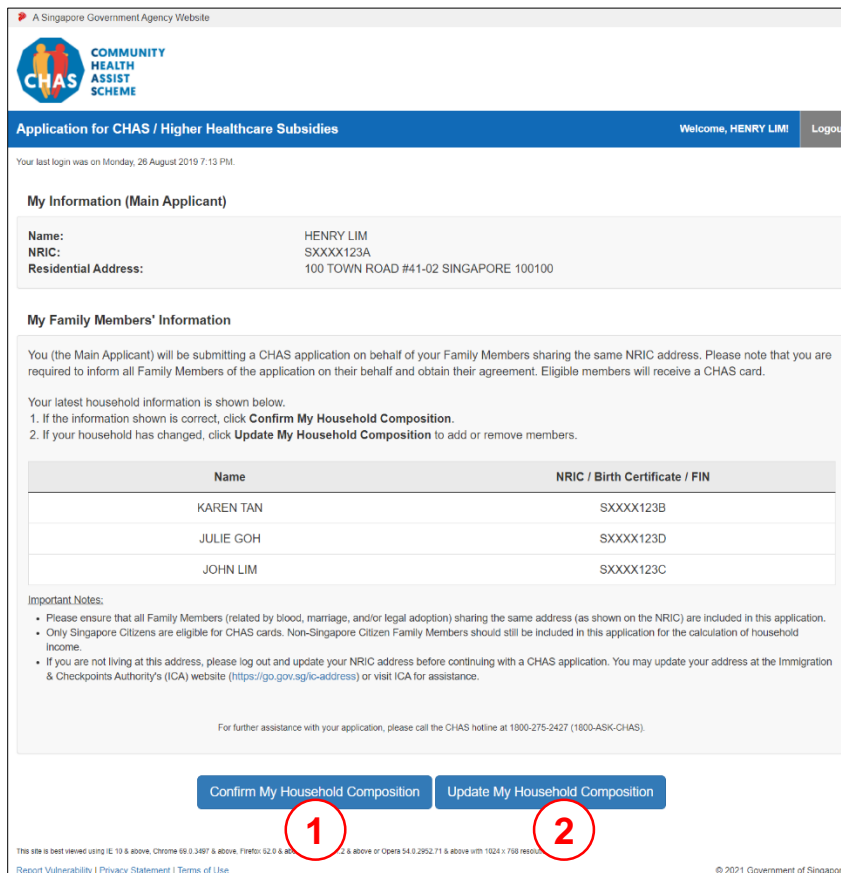
B. Confirm/Update Household Information

Upon logging in, you will see your latest household composition, based on individuals who share your NRIC address.

Please check that your household information is accurate.

Steps:

1. Click the **[Confirm My Household Information]** button if the information is accurate. See page 3 for further instructions.
2. Click the **[Update My Household Information]** button to add or remove household members. See page 8 for further instructions.



A Singapore Government Agency Website

COMMUNITY HEALTH ASSIST SCHEME

Application for CHAS / Higher Healthcare Subsidies Welcome, HENRY LIM! [Logout](#)

Your last login was on Monday, 26 August 2019 7:13 PM.

My Information (Main Applicant)

Name: HENRY LIM
 NRIC: SXXXX123A
 Residential Address: 100 TOWN ROAD #41-02 SINGAPORE 100100

My Family Members' Information

You (the Main Applicant) will be submitting a CHAS application on behalf of your Family Members sharing the same NRIC address. Please note that you are required to inform all Family Members of the application on their behalf and obtain their agreement. Eligible members will receive a CHAS card.

Your latest household information is shown below:

1. If the information shown is correct, click **Confirm My Household Composition**.
2. If your household has changed, click **Update My Household Composition** to add or remove members.

Name	NRIC / Birth Certificate / FIN
KAREN TAN	SXXXX123B
JULIE GOH	SXXXX123D
JOHN LIM	SXXXX123C

Important Notes:

- Please ensure that all Family Members (related by blood, marriage, and/or legal adoption) sharing the same address (as shown on the NRIC) are included in this application.
- Only Singapore Citizens are eligible for CHAS cards. Non-Singapore Citizen Family Members should still be included in this application for the calculation of household income.
- If you are not living at this address, please log out and update your NRIC address before continuing with a CHAS application. You may update your address at the Immigration & Checkpoints Authority's (ICA) website (<https://go.gov.sg/ic-address>) or visit ICA for assistance.

For further assistance with your application, please call the CHAS hotline at 1800-275-2427 (1800-ASK-CHAS).

[Confirm My Household Composition](#) [Update My Household Composition](#)

This site is best viewed using IE 10 & above, Chrome 69.0.3497 & above, Firefox 62.0 & above, Safari 12.0 & above or Opera 54.0.2852.71 & above with 1024 x 768 resolution.
 Report Vulnerability | Privacy Statement | Terms of Use

© 2021 Government of Singapore

A. Login with Singpass

B. Confirm/Update Household

C. Application Pending Assessment

D. Application Outcome

B1. Confirm Household Information

Follow these steps if there is no change in your household information.

Steps:

1. Check the box if you have a preferred mailing address.
2. Select your notification preference.
3. Update your contact number(s). Please provide your mobile number if you prefer to be notified of the outcome of your CHAS application, as well as receive administrative notifications in future, via SMS. Otherwise please provide your residential number. You will be required to provide at least one contact number.

Application for CHAS / Higher Healthcare Subsidies
Welcome, HENRY LIM!
Logout

Your last login was on Sunday, 25 August 2019 5:26 PM.

1. Confirm Household
2. Application Summary
3. Acknowledgement

My Information (Main Applicant)

Name:	HENRY LIM
NRIC:	SXXXX123A
Residential Address:	100 TOWN ROAD #41-02 SINGAPORE 100100
Mailing Address ⓘ:	<input checked="" type="checkbox"/> Select and provide details if mailing address is different from residential address
Postal Code*	<input type="text" value="Enter your postal code here"/> <input type="button" value="Retrieve"/>
Block	<input type="text" value="Enter your block here"/>
Street Name*	<input type="text" value="Enter your street name here"/>
Floor	<input type="text" value="Enter your floor here"/>
Unit	<input type="text" value="Enter your unit here"/>
Building Name	<input type="text" value="Enter your building name here"/>

Notification Preference*:

Residential Number:

Mobile Number:

1

2

3

A. Login with Singpass

B. Confirm/Update Household

C. Application Pending Assessment

D. Application Outcome

B1. Confirm Household Information

Steps:

4. Select your relationship with your household member(s).
5. Select the notification preference(s) for your household member(s).
6. Include their mobile number(s) if they prefer to be notified via SMS.
7. Click the **[Proceed]** button to continue.

My Family Members' Information

Please fill in the particulars of the following Family Members sharing the same NRIC address.

Name	NRIC / Birth Certificate / FIN	Relationship to Me*	Notification Preference*	Mobile Number
KAREN TAN	SXXXX123B	Select... 4	SMS & Mail 5	Enter his/her Mobile Number
JULIE GOH	SXXXX123D	Select... 4	SMS & Mail 5	Enter his/her 6 Number
JOHN LIM Overseas	SXXXX123C	Select...	SMS & Mail	Enter his/her Mobile Number

Important Notes:

- * This is a mandatory field.
- Please ensure that all Family Members (related by blood, marriage, and/or legal adoption) sharing the same address (as shown on the NRIC) are included in this application.
- Only Singapore Citizens are eligible for CHAS cards. Non-Singapore Citizen Family Members should still be included in this application for the calculation of household income.
- Family Members who select 'SMS and Mail' as their notification preference agree to be contacted and will receive notifications at the provided mobile number, in addition to correspondence by mail.
- Overseas This Family Member is known to reside overseas, and will not be issued a CHAS card.

For further assistance with your application, please call the CHAS hotline at 1800-275-2427 (1800-ASK-CHAS).

< Back
Proceed >

7

A. Login with Singpass

B. Confirm/Update Household

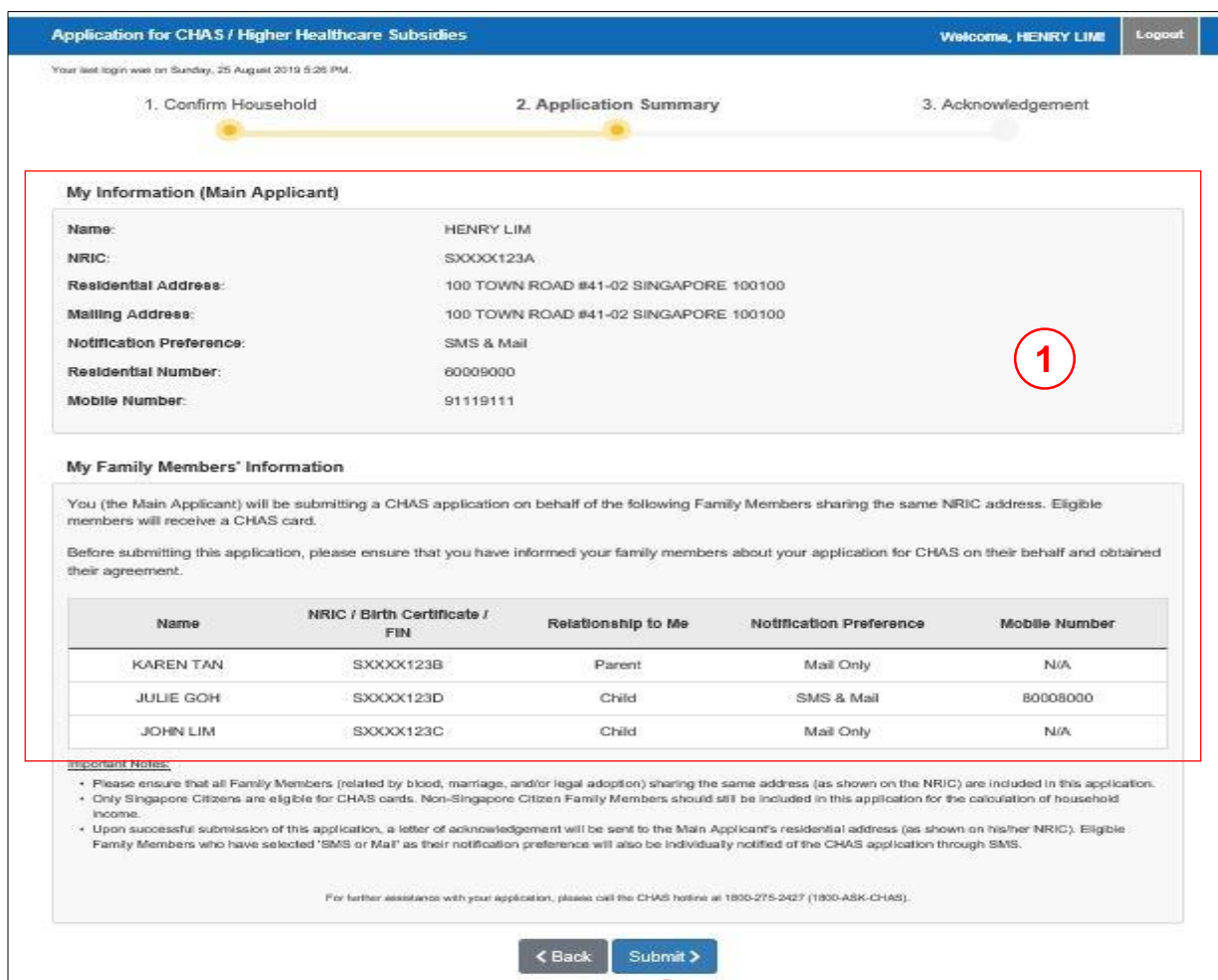
C. Application Pending Assessment

D. Application Outcome

B1. Confirm Household Information

Steps:

1. Check if the displayed information is accurate before submitting application.
2. Click the **[Submit]** button if the displayed information is accurate.



Application for CHAS / Higher Healthcare Subsidies Welcome, HENRY LIM [Logout](#)

Your last login was on Sunday, 25 August 2019 5:28 PM.

1. Confirm Household 2. Application Summary 3. Acknowledgement

My Information (Main Applicant)

Name: HENRY LIM
 NRIC: SXXXX123A
 Residential Address: 100 TOWN ROAD #41-02 SINGAPORE 100100
 Mailing Address: 100 TOWN ROAD #41-02 SINGAPORE 100100
 Notification Preference: SMS & Mail
 Residential Number: 80009000
 Mobile Number: 91119111

My Family Members' Information

You (the Main Applicant) will be submitting a CHAS application on behalf of the following Family Members sharing the same NRIC address. Eligible members will receive a CHAS card.

Before submitting this application, please ensure that you have informed your family members about your application for CHAS on their behalf and obtained their agreement.

Name	NRIC / Birth Certificate / FIN	Relationship to Me	Notification Preference	Mobile Number
KAREN TAN	SXXXX123B	Parent	Mail Only	N/A
JULIE GOH	SXXXX123D	Child	SMS & Mail	80008000
JOHN LIM	SXXXX123C	Child	Mail Only	N/A

Important Notes:

- Please ensure that all Family Members (related by blood, marriage, and/or legal adoption) sharing the same address (as shown on the NRIC) are included in this application.
- Only Singapore Citizens are eligible for CHAS cards. Non-Singapore Citizen Family Members should NOT be included in this application for the calculation of household income.
- Upon successful submission of this application, a letter of acknowledgement will be sent to the Main Applicant's residential address (as shown on his/her NRIC). Eligible Family Members who have selected 'SMS or Mail' as their notification preference will also be individually notified of the CHAS application through SMS.

For further assistance with your application, please call the CHAS hotline at 1800-275-2427 (1800-ASK-CHAS).

[← Back](#) [Submit →](#)

2

A. Login with Singpass

B. Confirm/Update Household

C. Application Pending Assessment

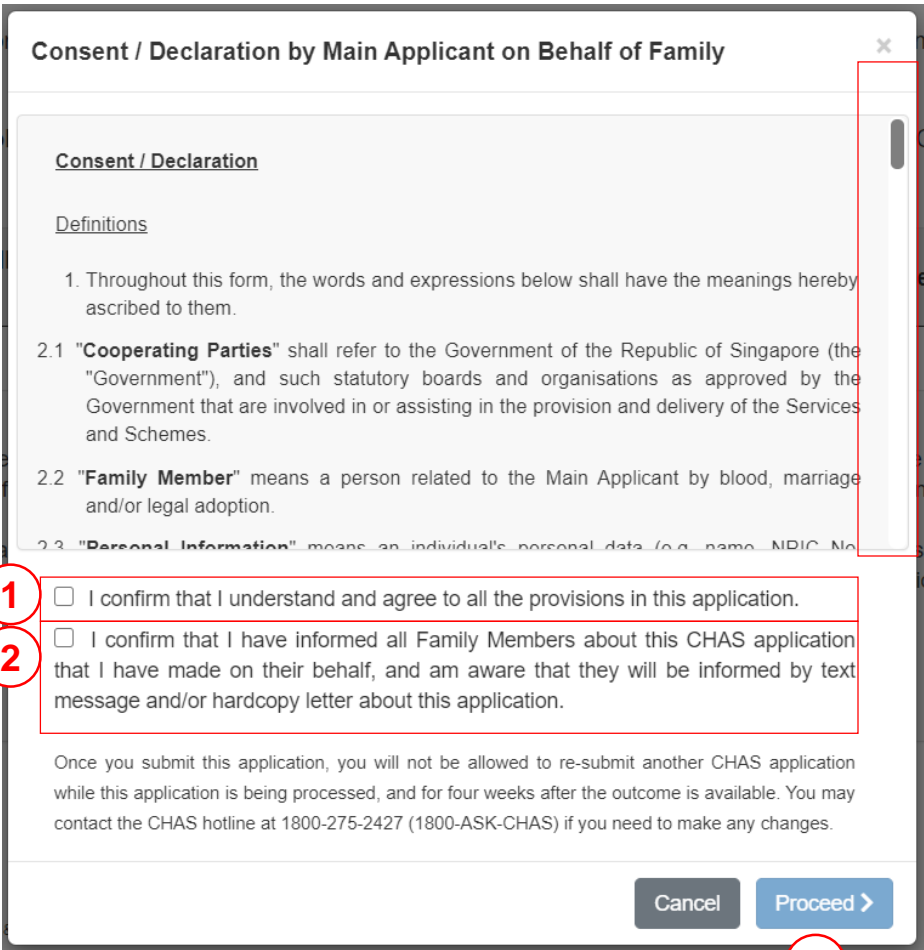
D. Application Outcome

B1. Confirm Household Information

After clicking the **[Submit]** button, you will encounter a “Terms and Conditions” pop-up window.

Steps:

1. Read and scroll to the end of the “Terms and Conditions”, before clicking the checkbox to confirm that you agree with terms.
2. Click the checkbox to confirm that you have informed your household members about their application to proceed.
3. Click the **[Proceed]** button to complete your application.



Consent / Declaration by Main Applicant on Behalf of Family

Consent / Declaration

Definitions

1. Throughout this form, the words and expressions below shall have the meanings hereby ascribed to them.
- 2.1 **"Cooperating Parties"** shall refer to the Government of the Republic of Singapore (the "Government"), and such statutory boards and organisations as approved by the Government that are involved in or assisting in the provision and delivery of the Services and Schemes.
- 2.2 **"Family Member"** means a person related to the Main Applicant by blood, marriage and/or legal adoption.
- 2.3 **"Personal Information"** means an individual's personal data (e.g. name, NRIC No.

I confirm that I understand and agree to all the provisions in this application.

I confirm that I have informed all Family Members about this CHAS application that I have made on their behalf, and am aware that they will be informed by text message and/or hardcopy letter about this application.

Once you submit this application, you will not be allowed to re-submit another CHAS application while this application is being processed, and for four weeks after the outcome is available. You may contact the CHAS hotline at 1800-275-2427 (1800-ASK-CHAS) if you need to make any changes.

Cancel Proceed >

A. Login with Singpass

B. Confirm/Update Household

C. Application Pending Assessment

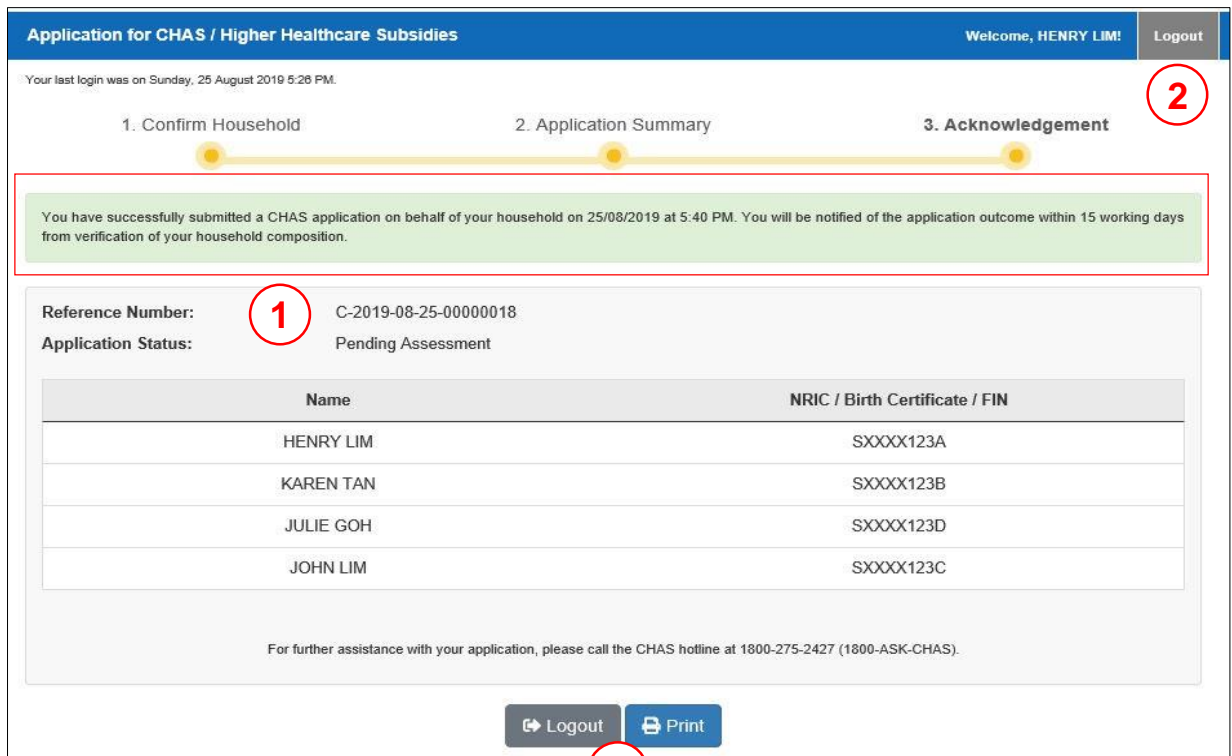
D. Application Outcome

B1. Confirm Household Information

You will be directed to an acknowledgement page once the application has been successfully submitted.

Note:

1. You will receive a message indicating that the CHAS application has been successfully submitted.
2. You may proceed to print the acknowledgement page or log out from the system.



Application for CHAS / Higher Healthcare Subsidies Welcome, HENRY LIM! [Logout](#)

Your last login was on Sunday, 25 August 2019 5:26 PM.

1. Confirm Household 2. Application Summary 3. Acknowledgement

You have successfully submitted a CHAS application on behalf of your household on 25/08/2019 at 5:40 PM. You will be notified of the application outcome within 15 working days from verification of your household composition.

Reference Number: C-2019-08-25-00000018
Application Status: Pending Assessment

Name	NRIC / Birth Certificate / FIN
HENRY LIM	SXXX123A
KAREN TAN	SXXX123B
JULIE GOH	SXXX123D
JOHN LIM	SXXX123C

For further assistance with your application, please call the CHAS hotline at 1800-275-2427 (1800-ASK-CHAS).

[Logout](#) [Print](#)

A. Login with Singpass

B. Confirm/Update Household

C. Application Pending Assessment

D. Application Outcome

B2. Update Household Information

Follow this step if the displayed household information is inaccurate or if there are changes to your household composition.

Step:

1. Select **[Update My Household Composition]** button to update your household information.

Application for CHAS / Higher Healthcare Subsidies
Welcome, HENRY LIM! [Logout](#)

Your last login was on Monday, 26 August 2019 7:13 PM.

My Information (Main Applicant)

Name:	HENRY LIM
NRIC:	SXXXX123A
Residential Address:	100 TOWN ROAD #41-02 SINGAPORE 100100

My Family Members' Information

You (the Main Applicant) will be submitting a CHAS application on behalf of your Family Members sharing the same NRIC address. Please note that you are required to inform all Family Members of the application on their behalf and obtain their agreement. Eligible members will receive a CHAS card.

Your latest household information is shown below.

1. If the information shown is correct, click **Confirm My Household Composition**.
2. If your household has changed, click **Update My Household Composition** to add or remove members.

Name	NRIC / Birth Certificate / FIN
KAREN TAN	SXXXX123B
JULIE GOH	SXXXX123D
JOHN LIM	SXXXX123C

Important Notes:

- Please ensure that all Family Members (related by blood, marriage, and/or legal adoption) sharing the same address (as shown on the NRIC) are included in this application.
- Only Singapore Citizens are eligible for CHAS cards. Non-Singapore Citizen Family Members should still be included in this application for the calculation of household income.
- If you are not living at this address, please log out and update your NRIC address before continuing with a CHAS application. You may update your address at the Immigration & Checkpoints Authority's (ICA) website (<https://go.gov.sg/ic-address>) or visit ICA for assistance.

For further assistance with your application, please call the CHAS hotline at 1800-275-2427 (1800-ASK-CHAS).

Confirm My Household Composition

Update My Household Composition

1

A. Login with Singpass

B. Confirm/Update Household

C. Application Pending Assessment

D. Application Outcome

B2. Update Household Information

Follow these steps to update your household information.

Steps:

1. Tick the box if you have a preferred mailing address.
2. Select your notification preference.
3. Update your contact number(s). Please provide your mobile number if you prefer to be notified of the outcome of your CHAS application, as well as receive administrative notifications in future, via SMS. Otherwise please provide your residential number. You are required to provide at least one contact number.

Application for CHAS / Higher Healthcare Subsidies
Welcome, MEMBER A S9100897A!
Logout

Your last login was on Sunday, 25 August 2019 5:26 PM.

1. Update Household
2. Application Summary
3. Acknowledgement

My Information (Main Applicant)

Name:	HENRY LIM
NRIC:	SXXXX123A
Residential Address:	100 TOWN ROAD #41-02 SINGAPORE 100100
Mailing Address ⓘ:	<input checked="" type="checkbox"/> Select and provide details if mailing address is different from residential address
Postal Code*	<input type="text" value="Enter your postal code here"/> <input type="button" value="Retrieve"/>
Block	<input type="text" value="Enter your block here"/>
Street Name*	<input type="text" value="Enter your street name here"/>
Floor	<input type="text" value="Enter your floor here"/>
Unit	<input type="text" value="Enter your unit here"/>
Building Name	<input type="text" value="Enter your building name here"/>
Notification Preference*:	<input type="text" value="SMS & Mail"/>
Residential Number:	<input type="text" value="Enter your residential number here"/>
Mobile Number:	<input type="text" value="Enter your mobile number here"/>

Retrieve Myinfo with singpass

1

2

3

A. Login with Singpass

B. Confirm/Update Household

C. Application Pending Assessment

D. Application Outcome

B2. Update Household Information

Steps:

4. Remove household member(s) who is/are no longer living at the same address as you, and is/are not related to you by blood, marriage and/or legal adoption. See page 11 for further instructions.
5. Add any additional household member(s). See page 12 for further instructions.
6. Fill in the particulars for the household member(s).
7. Click the **[Proceed]** button to continue.

My Family Members' Information

Please update and fill in the particulars of Family Members sharing the same NRIC address.

Name	NRIC / Birth Certificate / FIN	Relationship to Me*	Notification Preference*	Mobile Number	Action
KAREN TAN	SXXXX123B	Select... 6	SMS & Mail 6	Enter his/her Mobile N	4 Remove
JULIE GOH	SXXXX123D	Select... 6	SMS & Mail 6	Enter his/her Mobile N	4 Remove
JOHN LIM Overseas	SXXXX123C	Select... 6	SMS & Mail 6	Enter his/her Mobile N	4 Remove

+ Add Family Member 5

Important Notes:

- * This is a mandatory field.
- Please ensure that all Family Members (related by blood, marriage, and/or legal adoption) sharing the same address (as shown on the NRIC) are included in this application.
- Only Singapore Citizens are eligible for CHAS cards. Non-Singapore Citizen Family Members should still be included in this application for the calculation of household income.
- Family Members who select 'SMS and Mail' as their notification preference agree to be contacted and will receive notifications at the provided mobile number, in addition to correspondence by mail.
- Overseas This Family Member is known to reside overseas, and will not be issued a CHAS card.

For further assistance with your application, please call the CHAS hotline at 1800-275-2427 (1800-ASK-CHAS).

< Back
Proceed > 7

A. Login with Singpass

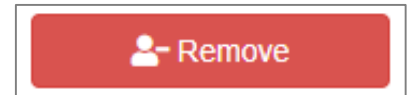
B. Confirm/Update Household

C. Application Pending Assessment

D. Application Outcome

B2. Update Household Information > Remove

Upon clicking the **[Remove]** button, a pop-up window will appear. Follow these steps to remove household member:



Steps:

4.1 Select reason for removal.

4.2 Click the **[Remove member]** button to continue.

Remove Family Member from Household

Only remove **JULIE GOH (SXXXX123D)** from your household if he/she is not living at your household address or if he/she is living at your household address but is not related to you. Our officers will be contacting you to verify the removal of this member, and may request supporting documents if necessary.

Please indicate the reason for removal by selecting one of the choices below:

Not living at this address

Living at this address but not related to my household* **4.1**

* Not related by blood, marriage and/or legal adoption

4.2

A. Login with Singpass

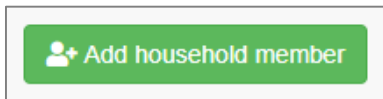
B. Confirm/Update Household

C. Application Pending Assessment

D. Application Outcome

B2. Update Household Information > Add Household Member

Upon clicking the **[Add household member]** button, a pop-up window will appear. Follow these steps to add household member:



Steps:

5.1 Input both the name and NRIC/FIN number of the household member that you wish to add.

5.2 Click the **[Add member]** button to continue.

Add Family Member to Household

Only add this member to your household if he/she is related to you (by blood, marriage and/or legal adoption) and shares the same NRIC address. Our officers will be contacting you to verify the addition of this member, and may request supporting documents if necessary.

Name and NRIC / Birth Certificate / FIN of Added Family Member

<input type="text" value="Name"/>	<input type="text" value="NRIC / Birth Certificate / FIN"/>
-----------------------------------	---

Please inform the newly added member to update his/her NRIC address as soon as possible, as this is required before your application can continue to be processed.

Updates to the NRIC address can be done at the Immigration & Checkpoints Authority's (ICA) website (<https://go.gov.sg/ic-address>) or visit ICA for assistance.

A. Login with Singpass

B. Confirm/Update Household

C. Application Pending Assessment

D. Application Outcome

B2. Update Household Information

Steps:

- Check that the changes are reflected accurately on the screen after removing or adding household member(s).
- Click the **[Proceed]** button to continue.

My Family Members' Information

Please update and fill in the particulars of Family Members sharing the same NRIC address.

Name	NRIC / Birth Certificate / FIN	Relationship to Me*	Notification Preference*	Mobile Number	Action
KAREN TAN	SXXXX123B	Select... ▾	SMS & Mail ▾	Enter his/her Mobile N	Remove
JOHN LIM Overseas	SXXXX123C	Select... ▾	SMS & Mail ▾	Enter his/her Mobile N	Remove
TEST	S4910191J	Select... ▾	SMS & Mail ▾	Enter his/her Mobile N	Remove
JULIE GOH	SXXXX123D	Reason for Removal: Living at this address but not related to my household			Undo

+ Add Family Member

Important Notes:

- * This is a mandatory field.
- Please ensure that all Family Members (related by blood, marriage, and/or legal adoption) sharing the same address (as shown on the NRIC) are included in this application.
- Only Singapore Citizens are eligible for CHAS cards. Non-Singapore Citizen Family Members should still be included in this application for the calculation of household income.
- Family Members who select 'SMS and Mail' as their notification preference agree to be contacted and will receive notifications at the provided mobile number, in addition to correspondence by mail.
- Overseas This Family Member is known to reside overseas, and will not be issued a CHAS card.

For further assistance with your application, please call the CHAS hotline at 1800-275-2427 (1800-ASK-CHAS).

< Back
Proceed >

A. Login with Singpass

B. Confirm/Update Household

C. Application Pending Assessment

D. Application Outcome

B2. Update Household Information

Steps:

1. Check if the displayed information is accurate before submitting application.
2. Click the **[Submit]** button if the displayed information is accurate.

Application for CHAS / Higher Healthcare Subsidies
Welcome, HENRY LIM! [Logout](#)

Your last login was on Sunday, 25 August 2019 5:37 PM.

1. Update Household
2. Application Summary
3. Acknowledgement

My Information (Main Applicant)

Name:	HENRY LIM
NRIC:	SXXXX123A
Residential Address:	100 TOWN ROAD #41-02 SINGAPORE 100100
Mailing Address:	100 TOWN ROAD #41-02 SINGAPORE 100100
Notification Preference:	Mail Only
Residential Number:	60009000
Mobile Number:	91119111

My Family Members' Information

You (the Main Applicant) will be submitting a CHAS application on behalf of the following Family Members sharing the same NRIC address. Eligible members will receive a CHAS card.

Before submitting this application, please ensure that you have informed your family members about your application for CHAS on their behalf and obtained their agreement.

Name	NRIC / Birth Certificate / FIN	Relationship to Me	Notification Preference	Mobile Number
KAREN TAN	SXXXX123B	Child	Mail Only	N/A
JOHN LIM	SXXXX123C	Parent	SMS & Mail	80008000
TEST	S4910191J	Child	Mail Only	N/A

Not in My Household

Name	NRIC / Birth Certificate / FIN	Reason for Removal
JULIE GOH	SXXXX123D	Living at this address but not related to my household

Important Notes:

- Please ensure that all Family Members (related by blood, marriage, and/or legal adoption) sharing the same address (as shown on the NRIC) are included in this application.
- Only Singapore Citizens are eligible for CHAS cards. Non-Singapore Citizen Family Members should still be included in this application for the calculation of household income.
- Please note that our officers will be contacting you to verify any updates to your household composition.
- Upon successful submission of this application, a letter of acknowledgement will be sent to the Main Applicant's residential address (as shown on his/her NRIC). Eligible Family Members who have selected 'SMS or Mail' as their notification preference will also be individually notified of the CHAS application through SMS.

For further assistance with your application, please call the CHAS hotline at 1800-275-2427 (1800-ASK-CHAS).

< Back
Submit >

2

A. Login with Singpass

B. Confirm/Update Household

C. Application Pending Assessment

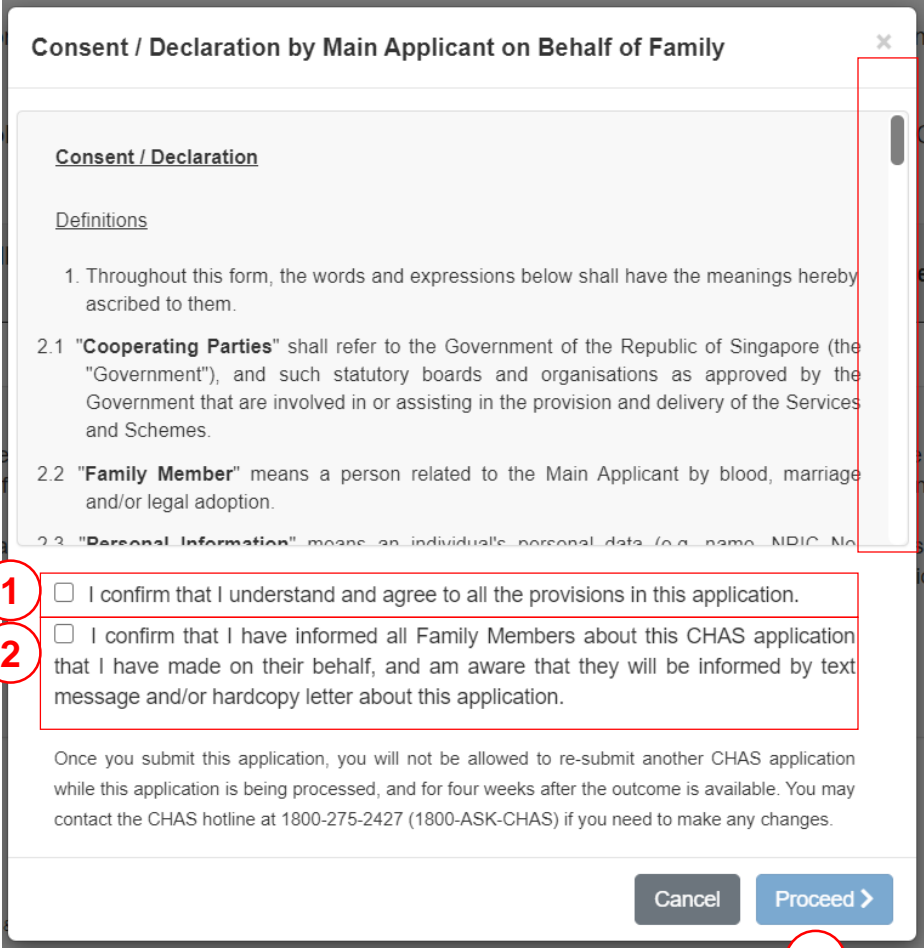
D. Application Outcome

B2. Update Household Information

After clicking the **[Submit]** button, you will encounter a “Terms and Conditions” pop-up window.

Steps:

1. Read and scroll to the end of the “Terms and Conditions”, before clicking the checkbox to confirm that you agree with terms.
2. Click the checkbox to confirm that you have informed your household members about their application to proceed.
3. Click the **[Proceed]** button to complete your application.



Consent / Declaration by Main Applicant on Behalf of Family

Consent / Declaration

Definitions

1. Throughout this form, the words and expressions below shall have the meanings hereby ascribed to them.

2.1 **"Cooperating Parties"** shall refer to the Government of the Republic of Singapore (the "Government"), and such statutory boards and organisations as approved by the Government that are involved in or assisting in the provision and delivery of the Services and Schemes.

2.2 **"Family Member"** means a person related to the Main Applicant by blood, marriage and/or legal adoption.

2.3 **"Personal Information"** means an individual's personal data (e.g. name, NRIC No.

1 I confirm that I understand and agree to all the provisions in this application.

2 I confirm that I have informed all Family Members about this CHAS application that I have made on their behalf, and am aware that they will be informed by text message and/or hardcopy letter about this application.

Once you submit this application, you will not be allowed to re-submit another CHAS application while this application is being processed, and for four weeks after the outcome is available. You may contact the CHAS hotline at 1800-275-2427 (1800-ASK-CHAS) if you need to make any changes.

Cancel Proceed >

3

A. Login with Singpass

B. Confirm/Update Household

C. Application Pending Assessment

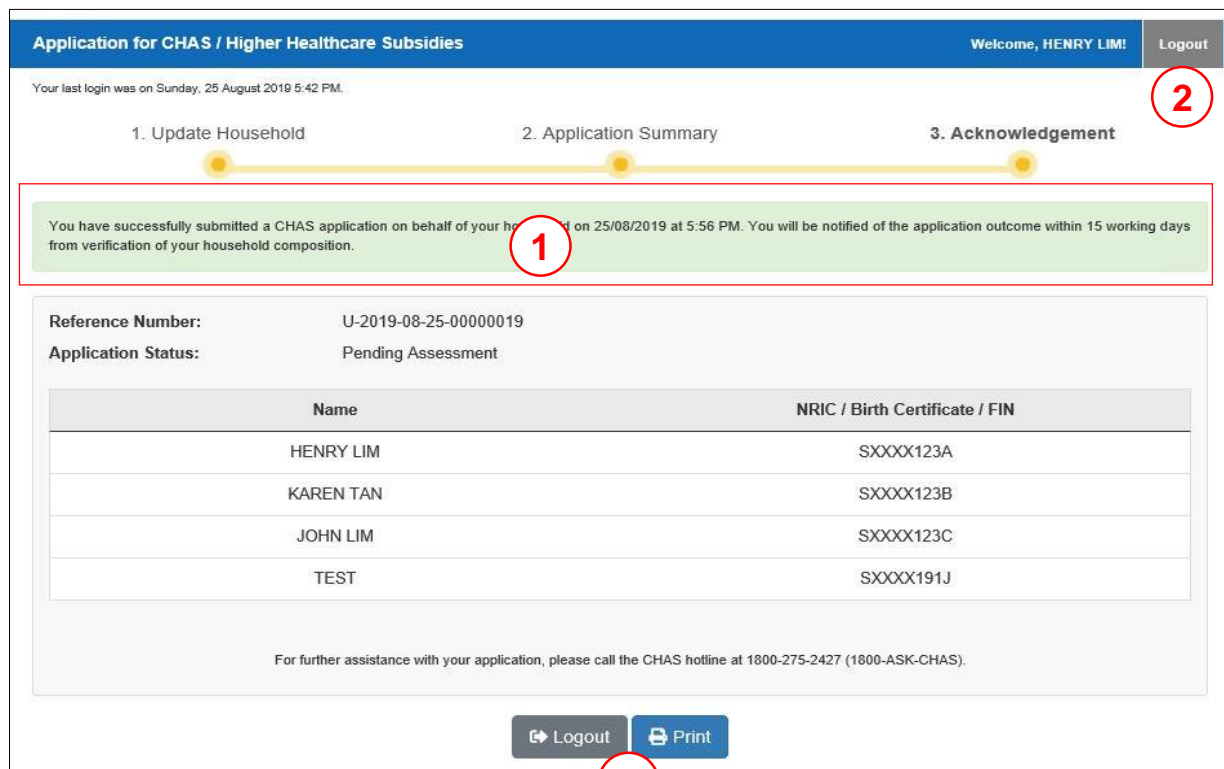
D. Application Outcome

B2. Update Household Information

You will be directed to an acknowledgement page once the application has been successfully submitted.

Note:

1. You will receive a message indicating that the CHAS application has been successfully submitted.
2. You may proceed to print the acknowledgement page or log out from the system.



Application for CHAS / Higher Healthcare Subsidies Welcome, HENRY LIM! [Logout](#)

Your last login was on Sunday, 25 August 2019 5:42 PM.

1. Update Household 2. Application Summary 3. **Acknowledgement**

You have successfully submitted a CHAS application on behalf of your household on 25/08/2019 at 5:56 PM. You will be notified of the application outcome within 15 working days from verification of your household composition.

Reference Number: U-2019-08-25-00000019
Application Status: Pending Assessment

Name	NRIC / Birth Certificate / FIN
HENRY LIM	SXXXX123A
KAREN TAN	SXXXX123B
JOHN LIM	SXXXX123C
TEST	SXXXX191J

For further assistance with your application, please call the CHAS hotline at 1800-275-2427 (1800-ASK-CHAS).

[Logout](#) [Print](#)

A. Login with Singpass

B. Confirm/Update Household

C. Application Pending Assessment

D. Application Outcome

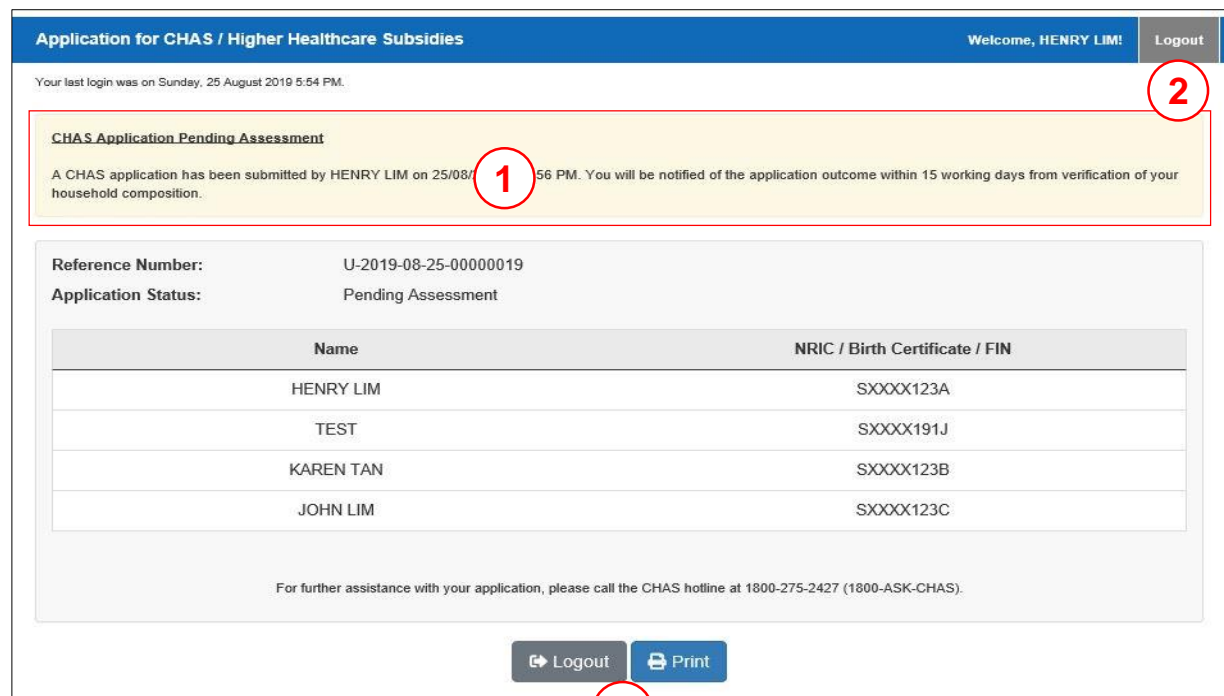
C. Application Pending Assessment

You may check your application status by logging in to the CHAS e-Service. Please see section A on page 1 for steps on how to login with your Singpass.

You will not be able to submit a new CHAS online application while your application is currently being assessed.

Note:

1. Your CHAS application status will be displayed here.
2. You may proceed to print this page or log out from the system.



Application for CHAS / Higher Healthcare Subsidies Welcome, HENRY LIM! [Logout](#)

Your last login was on Sunday, 25 August 2019 5:54 PM.

CHAS Application Pending Assessment

A CHAS application has been submitted by HENRY LIM on 25/08/2019 5:56 PM. You will be notified of the application outcome within 15 working days from verification of your household composition.

Reference Number: U-2019-08-25-00000019
Application Status: Pending Assessment

Name	NRIC / Birth Certificate / FIN
HENRY LIM	SXXXX123A
TEST	SXXXX191J
KAREN TAN	SXXXX123B
JOHN LIM	SXXXX123C

For further assistance with your application, please call the CHAS hotline at 1800-275-2427 (1800-ASK-CHAS).

[Logout](#) [Print](#)

A. Login with Singpass

B. Confirm/Update Household

C. Application Pending Assessment

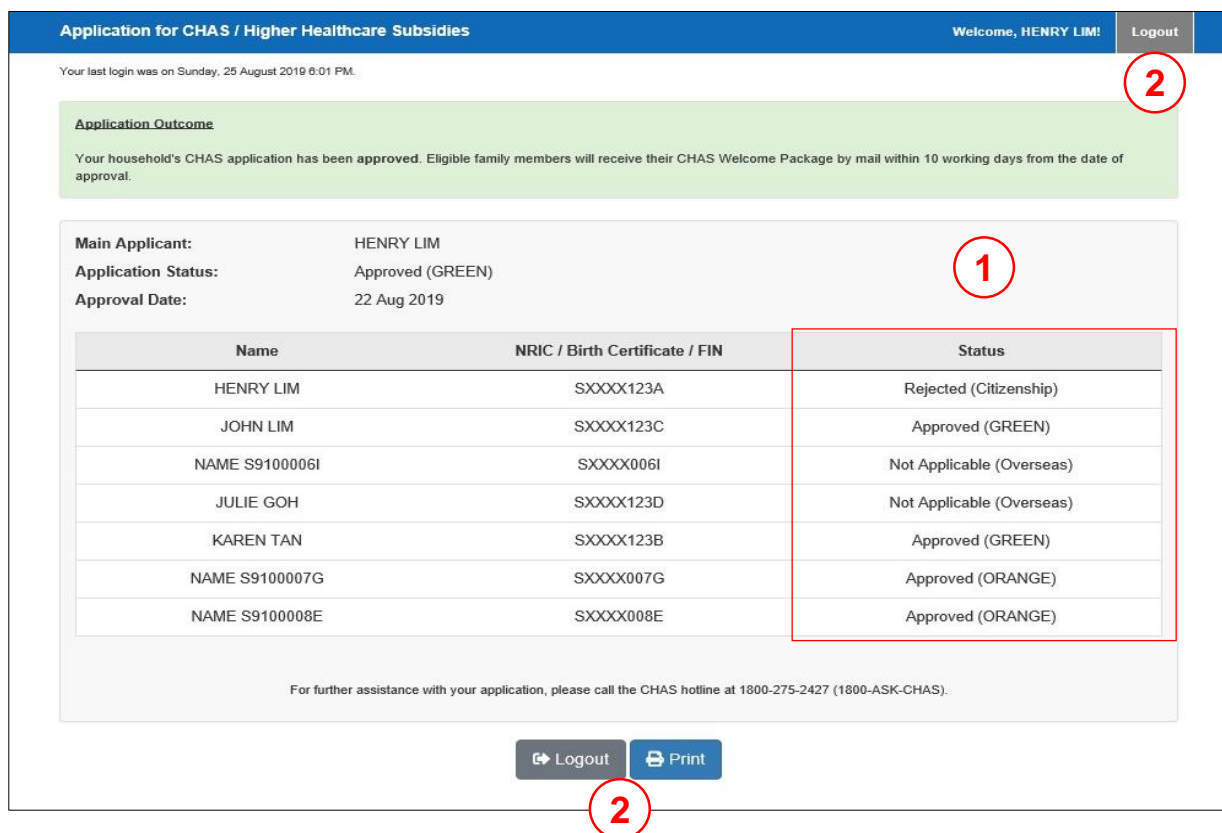
D. Application Outcome

D. Application Outcome

You may view your household's application outcome via the CHAS e-Service when it is available. You can access the outcome page for 4 weeks after your CHAS outcome is available.

Note:

1. The application outcome status for each of your household members will be displayed here.
2. You may proceed to print this page or log out from the system.



Application for CHAS / Higher Healthcare Subsidies Welcome, HENRY LIM! [Logout](#)

Your last login was on Sunday, 25 August 2019 6:01 PM.

Application Outcome

Your household's CHAS application has been approved. Eligible family members will receive their CHAS Welcome Package by mail within 10 working days from the date of approval.

Main Applicant: HENRY LIM

Application Status: Approved (GREEN)

Approval Date: 22 Aug 2019

Name	NRIC / Birth Certificate / FIN	Status
HENRY LIM	SXXXX123A	Rejected (Citizenship)
JOHN LIM	SXXXX123C	Approved (GREEN)
NAME S9100006I	SXXXX006I	Not Applicable (Overseas)
JULIE GOH	SXXXX123D	Not Applicable (Overseas)
KAREN TAN	SXXXX123B	Approved (GREEN)
NAME S9100007G	SXXXX007G	Approved (ORANGE)
NAME S9100008E	SXXXX008E	Approved (ORANGE)

For further assistance with your application, please call the CHAS hotline at 1800-275-2427 (1800-ASK-CHAS).

Logout
Print

For assistance, please call CHAS hotline
at **1800-275-2427** (1800-ASK-CHAS)

Monday to Friday from 8.30am – 6.00pm
(excluding Public Holidays)